

A66 Northern Trans-Pennine Project

Scheme 11: A1(M) Junction 53 Scotch Corner

TR010062

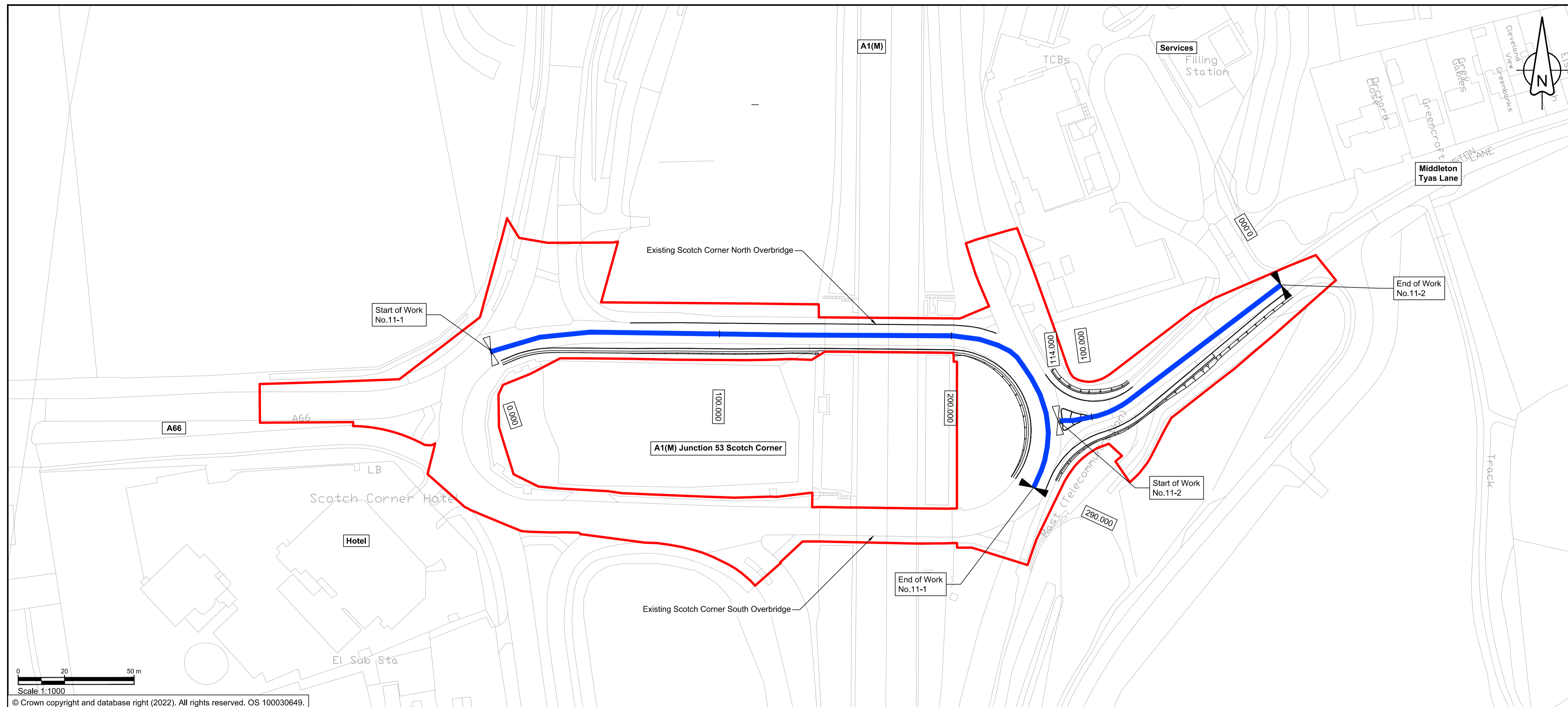
5.17 Engineering Section Drawings (Plan and Profiles)

APFP Regulations 5(2)(o) and 6(2)

Planning Act 2008

**Infrastructure Planning (Applications: Prescribed Forms and
Procedure) Regulations 2009**

June 2022

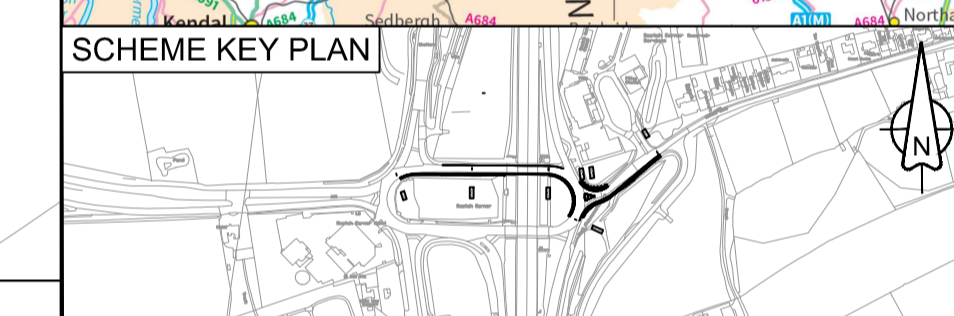


NOTES

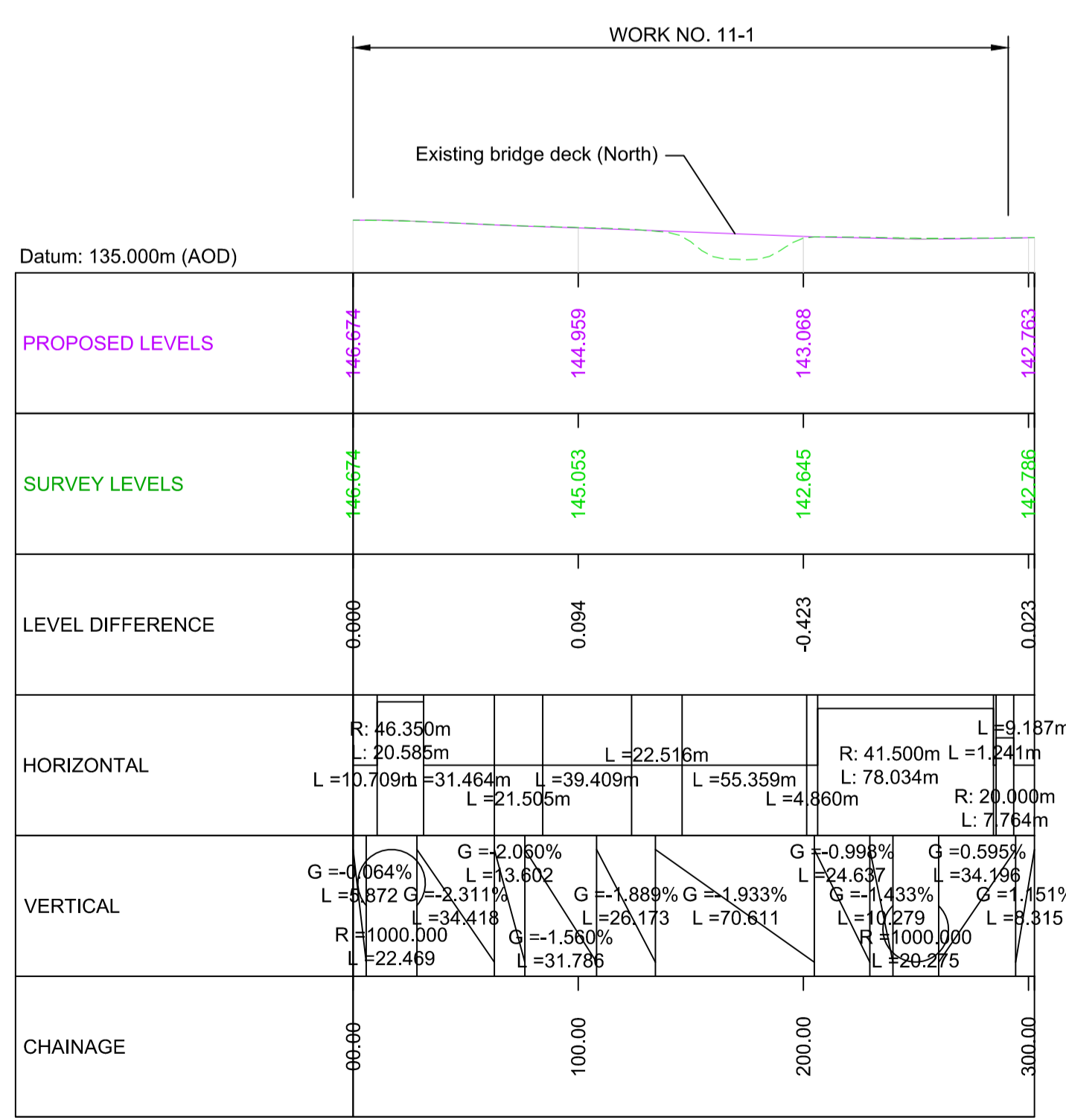
1. ALL DIMENSIONS ARE IN METRES ABOVE DATUM UNLESS NOTED OTHERWISE.
2. THESE ENGINEERING SECTION DRAWINGS SHOULD BE READ IN CONJUNCTION WITH THE KEY PLAN AND ALONGSIDE OTHER PLANS AND DOCUMENTS IN THE DEVELOPMENT CONSENT ORDER APPLICATION. IN PARTICULAR THE WORKS PLANS AND SCHEDULE 1 (AUTHORISED DEVELOPMENT) TO THE DEVELOPMENT CONSENT ORDER.
3. WORK No. REFERENCES ARE DETAILED IN SCHEDULE 1 (AUTHORISED DEVELOPMENT) TO THE DEVELOPMENT CONSENT ORDER.
4. THE DESIGN SHOWN ON THESE ENGINEERING SECTION DRAWINGS IS ILLUSTRATIVE AND WILL BE SUBJECT TO DETAILED DESIGN DEVELOPMENT. ANY CHANGES WILL BE LIMITED TO BEING WITHIN THE ORDER LIMITS AND ANY OTHER CONSTRAINTS INCLUDED IN THE DEVELOPMENT CONSENT ORDER.

KEY

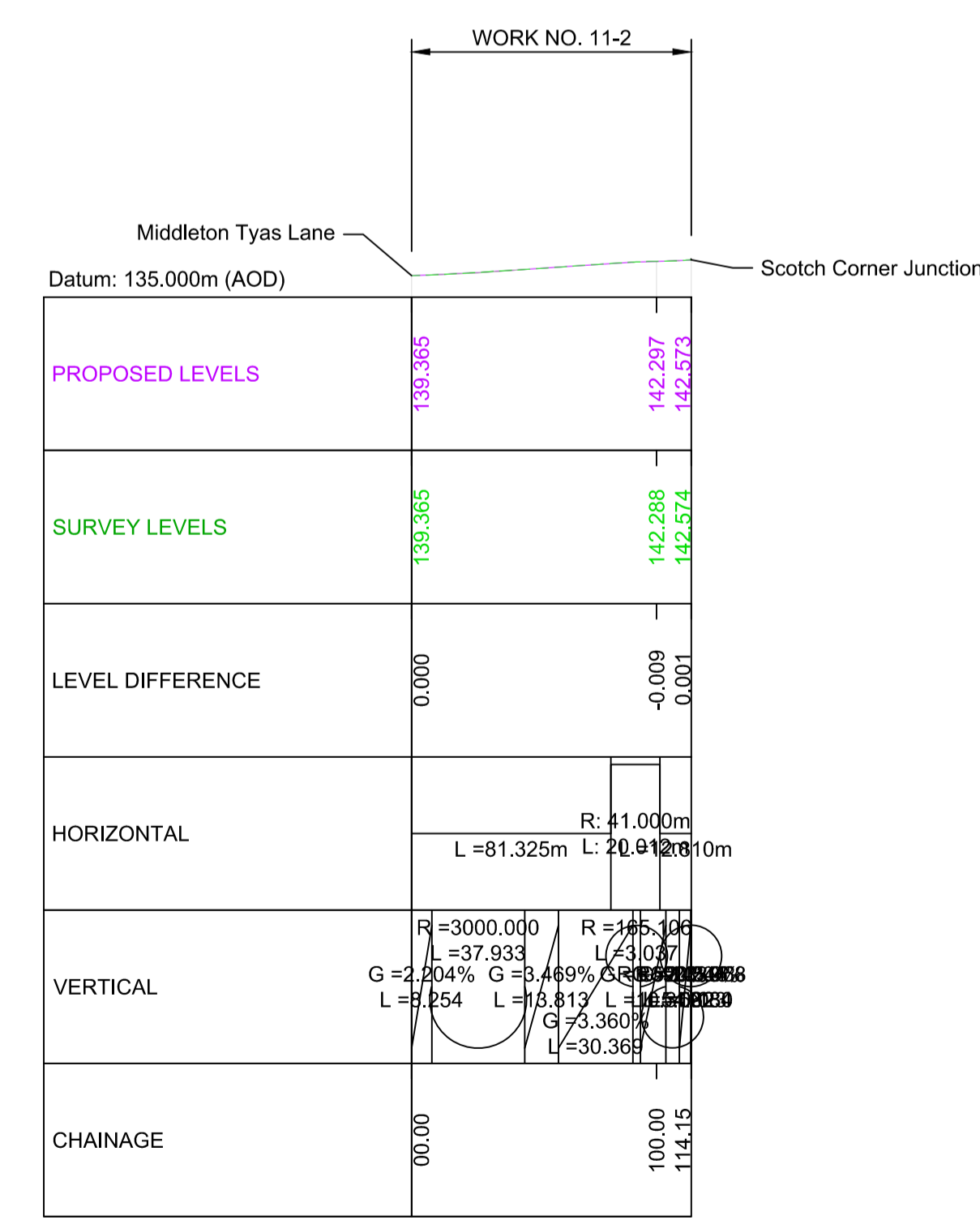
- THE SCHEME (SHOWN FOR ILLUSTRATIVE PURPOSES ONLY)
- LONGITUDINAL SECTION LINE
- PROPOSED LEVEL
- EXISTING LEVEL
- ORDER LIMITS
- PARISH BOUNDARY
- ROAD NAMES
- CHAINAGE (MEASURED DISTANCE ALONG THE SCHEME LENGTH)
- GRADIENT
- LENGTH
- RADIUS



Scale 1:1000
© Crown copyright and database right (2022). All rights reserved. OS 100030649.



SCOTCH CORNER JUNCTION - WORK NO. 11-1
LONGITUDINAL SECTION - CHAINAGE 000 - 303



MIDDLETON TYAS LANE - WORK NO. 11-2
LONGITUDINAL SECTION - CHAINAGE 000 - 114

Scale 1:1250 V SCALE 1:2500 H

C01	For DCO Submission				
	RKIG	RKIG	EKEL	TEGG	SSCO
	07/06/22	07/06/22	07/06/22	07/06/22	07/06/22
Revision	Revision details				
	Created	Checked	Reviewed	Approved	Authorised
	dd/mm/yy	dd/mm/yy	dd/mm/yy	dd/mm/yy	dd/mm/yy

Purpose	DCO APPLICATION
PINS Reference Number	TR010062/APP/5.17

Client	3 Piccadilly Place Manchester M1 3BN	
--------	--	--

Project Name / Scheme Name	A66 Northern Trans-Pennine Project Scheme 11 A1(M) Junction 53 Scotch Corner
Drawing Title	Engineering Section Drawings (Plan and Profile) Regulation 5(2)(o) & 6(2) Sheet 1 of 1

Project Ref. No.	Stage	Scale	@ A1
---	PCF3	As Shown	
		Dimensions	M

Drawing Number	Project	Originator	Volume
HE565627	- AMY	- HAC	-
S11	-DR-CH-	901001	
Location	Type	Role	Number

Suitability	Suitability Description	Revision
A	Approved for Stage Complete	C01